

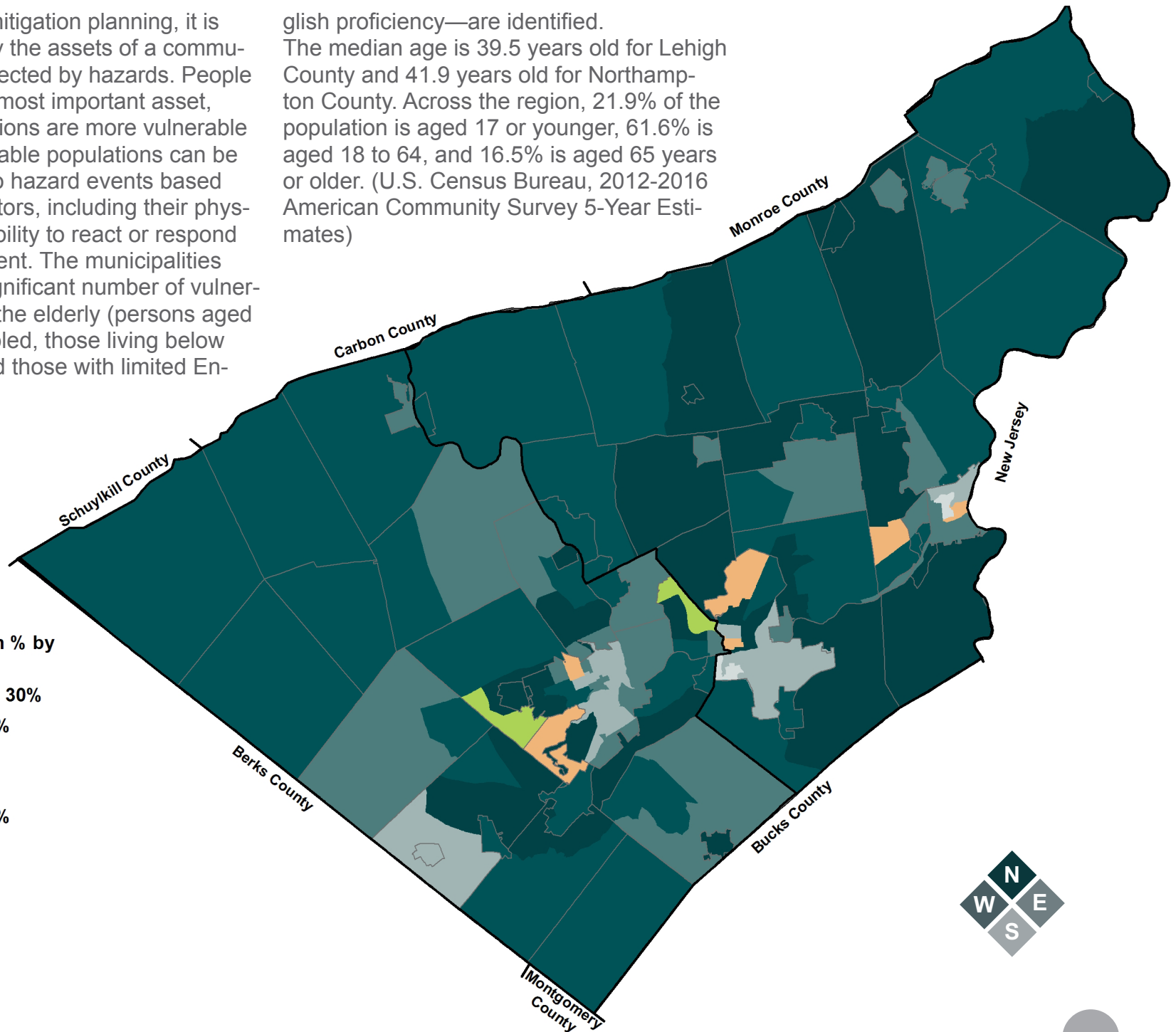
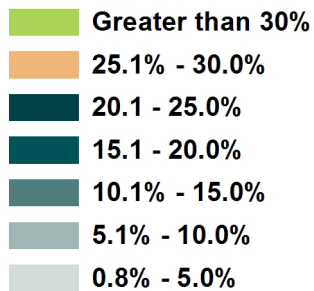
APPENDIX H - VULNERABLE POPULATIONS

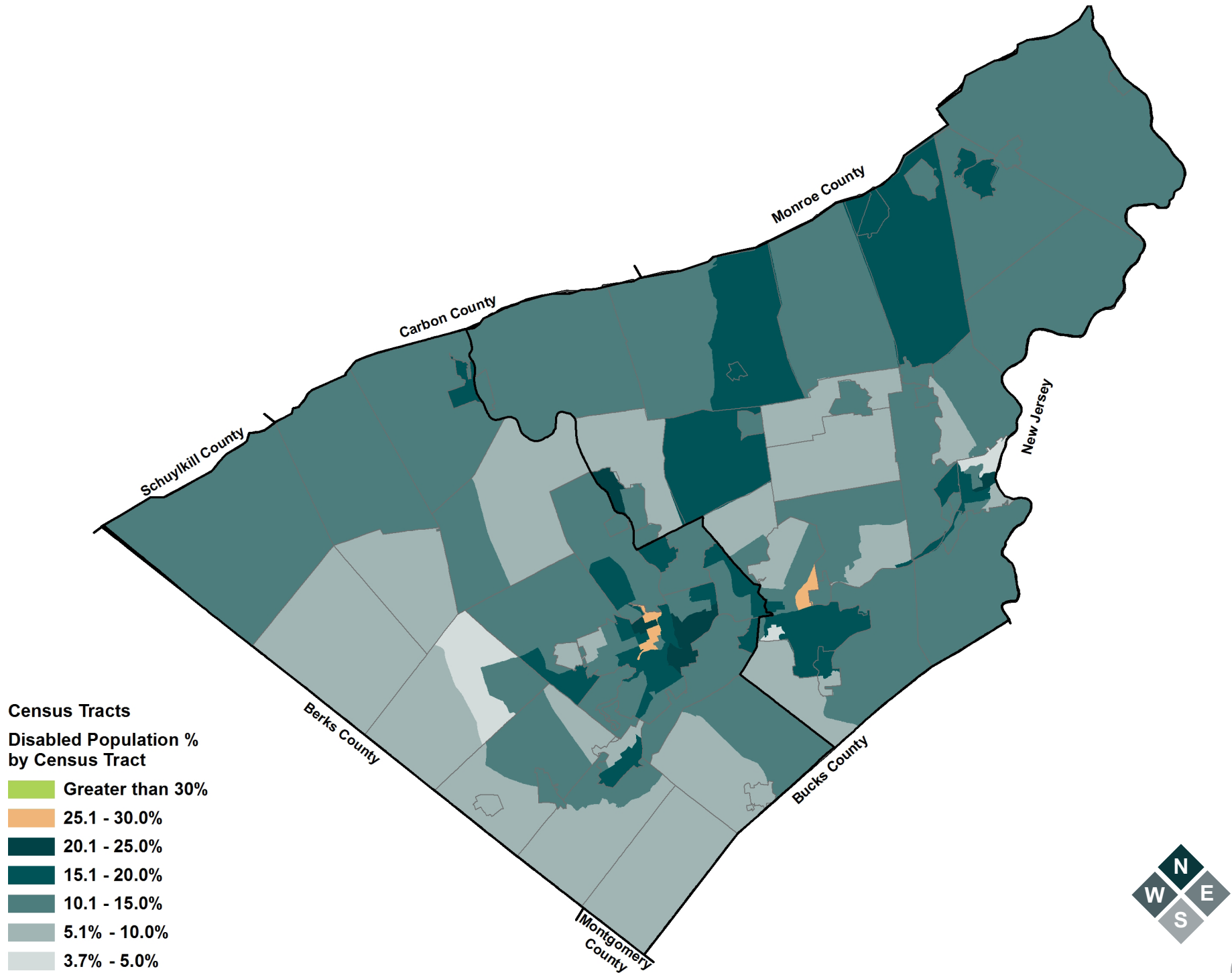
Age 65+ Population Percentage by Census Tract (p.2)
Disabled Population Percentage by Census Tract (p.3)
Poverty Levels (p.4)
Limited English Speaking Population (p. 4)

As part of hazard mitigation planning, it is important to identify the assets of a community that may be affected by hazards. People are a community's most important asset, and certain populations are more vulnerable than others. Vulnerable populations can be more susceptible to hazard events based on a number of factors, including their physical and financial ability to react or respond during a hazard event. The municipalities having the most significant number of vulnerable populations—the elderly (persons aged 65 and over), disabled, those living below the poverty line and those with limited En-

glish proficiency—are identified. The median age is 39.5 years old for Lehigh County and 41.9 years old for Northampton County. Across the region, 21.9% of the population is aged 17 or younger, 61.6% is aged 18 to 64, and 16.5% is aged 65 years or older. (U.S. Census Bureau, 2012-2016 American Community Survey 5-Year Estimates)

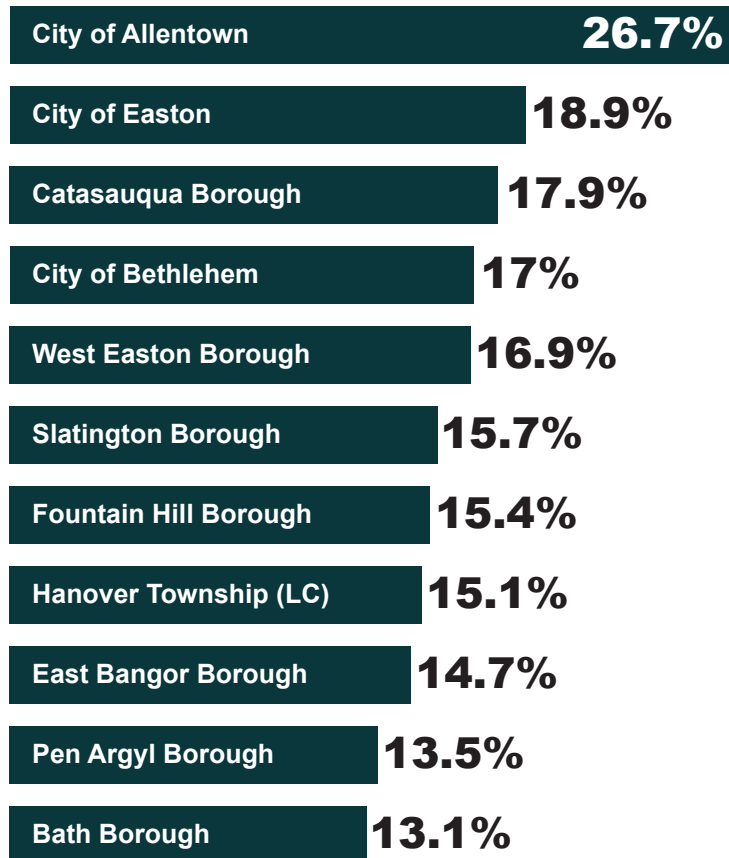
Age 65+ Population % by Census Tract






The region's three cities and many of its boroughs have poverty rates well above the countywide rates of 13.0% for Lehigh County and 9.1% for Northampton County.

Municipalities with Highest Percentages of Residents Below Poverty Level



Source: US Census Bureau, 2012-2016 American Community Survey 5-Year Estimates

Municipalities with Highest Percentages of Residents Who Speak English Less Than "Very Well"



Source: US Census Bureau, 2012-2016 American Community Survey 5-Year Estimates